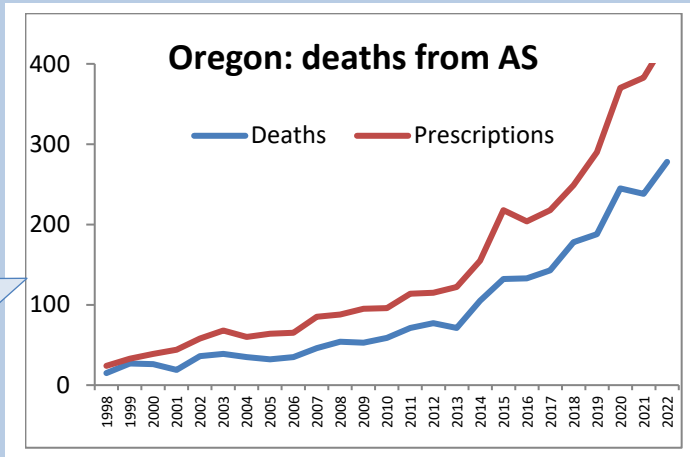


The reality of assisted dying in Oregon (updated to 2022)¹

v5



Assisted deaths have more than quadrupled in the last 10 years¹

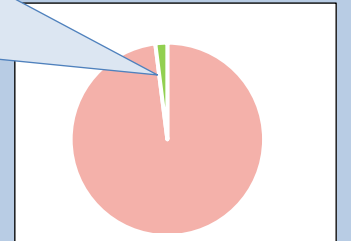


In 2022, 46% felt being a burden was a reason for requesting an assisted death (double % of 10yrs ago)¹




Less than 2% of Oregon doctors prescribe (one wrote 51 prescriptions).

Not known if 101 deaths were because of previous prescription

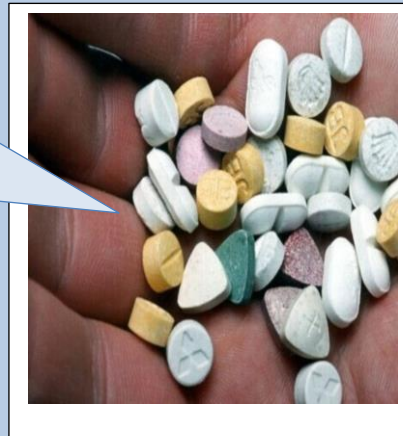


The US is 43rd in end-of-life care rankings (↓34 places since 2015)^{2, 3}



Complications occurred in 1 in 16 (6.1%).¹

Drug cocktails of 4-5 drugs used. On their 4th mixture in 8yrs which have caused prolonged deaths¹



Only 13% of assisted deaths had seen a specialist palliative care team⁴



in 2012, 66% of hospices did not allow staff to take part in assisted deaths⁵



Much official information is missing such as 74% of data on complications¹
Source material is destroyed 1yr after death⁶

References

1. Oregon DWDA official annual reports
2. Finkelstein EA, et al.. Cross country comparison of expert assessments of the quality of death and dying 2021. *Journal of Pain and Symptom Management*, 2021; <https://doi.org/10.1016/j.jpainsymman.2021.12.015>
3. The 2015 Quality of Death Index: ranking palliative care across the world. London: Economist Intelligence Unit, 2015.
4. Ganzini L, et al . Physicians experiences with the Oregon Death with Dignity Act. *New England Journal of Medicine*,342: 557-63, 2000.
5. Campbell CS, Cox JC. Hospice-assisted death? A study of Oregon Hospices on death with dignity. *American Journal of Hospice and Palliative Medicine*, 2012; **29**(3): 227-35
6. Oregon Health Authority : Frequently Asked Questions : Death with Dignity Act : State of Oregon (see Q: Are participating patients reported to the Oregon Health Authority by name?)